

A modern, minimalist lobby with two glass elevators. The elevators have sleek, metallic frames and large glass doors. The walls are also made of glass panels, creating a transparent and bright environment. A potted plant is visible on the left side of the lobby. The floor is highly reflective, mirroring the surrounding architecture.

Innovative Approaches to  
Install, Upgrade and Maintain.



**Redan Elevators**  
MAKES YOUR BELIEF TRUTH

[www.redanelevators.com](http://www.redanelevators.com)

# COMPANY PROFILE

## About Us

---

Redan Elevators was started in 2022 by Mrs. C.P. Prajitha. We are a leading elevator manufacturing company in Chennai. We enhance the value of any building's lifecycle by offering elevators and maintenance solutions for various industries. At Redan Elevators, safety is our first priority, and our prime motto is to nullify potential accidents. We promote safety practices for our staff, our customers, and all equipment users. We are proud to undertake projects for government sites, including the CMDA.

## Vision

Customer satisfaction is our future.

## Mission

To deliver outstanding performance and customer comfort.

## Values

- To accomplish more than what is expected by the client.
- To offer technological designs tailored to our customers' needs and preferences.
- To embrace innovative solutions and ensure timely delivery.

## Why Us?


We have a team of active, well-qualified, highly experienced, efficient, and talented employees and engineers who are instrumental in manufacturing our quality products. We provide a wide variety of elevator services and maintenance, from a single lift to multi-lift installations, at various sites across Chennai.

We manufacture all types of elevators, such as:

- Passenger lifts
- Goods lifts
- Hospital lifts
- Service lifts
- MRL lifts

We manufacture elevators with high transporting capacity without any compromise on efficiency. We make economical use of building floor space and deliver elevators that consume less electricity.

# SS AUTOMATIC DOORS DESIGNER CABINS





# MS POWDER COATED AUTOMATIC DOORS



Interior: Painted L- Shape Color Contrast  
Milky Way



Interior: Painted L- Shape Color Contrast  
Ocean Blue with Silver Gray.



Interior :Painted Dual Color Lemon Yellow




Interior: Painted Dual Color SS 304 Finish

# HOME LIFT / HYDROLIC LIFT



## Stainless Steel Designer Cabin





## Elevator Ceiling

These Decorative False Ceiling are designed using quality approved raw material employing latest tools and techniques. All the ceilings offered by us are widely used in various places such as offices, homes, hotels, restaurants and clubs



## Elevator Cop & Lop Series



## PVC Floor Finish - Pattern




Wood Type PVC



Gray Buttons



Black Buttons



Granite

## Flooring

## HOSPITAL ELEVATORS

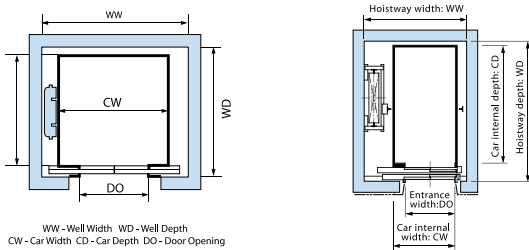


## Goods Cum Passenger Lift Dimension

No of Persons	Max load	Door Opening Size	car width	car depth	Shaft Width	Shaft Depth
	(kgs)	DO(mm)	CW (mm)	CD (mm)	WW(mm)	WD (mm)
11	750	900	1500	2000	2300	2570
15	1000	1000	1800	2200	2720	2720
22	1500	1200	2000	2200	3130	3105
29	2000	1200	2200	2800	3280	3320
37	2500	1200	2500	3000	3530	3595
44	3000	1500	2500	3400	3570	4025
51	3500	1500	2800	3400	3885	4025
59	4000	1600	3000	4000	4175	4550
74	5000	1800	3200	4500	4510	5050

## Bed cum Passenger Dimension

No of Persons	Load	Door Opening Size	car width	car depth	Shaft Width	Shaft Depth
	(KG)	DO(mm)	CW (mm)	CD (mm)	WW (mm)	WD (mm)
15	1020	900	1200	2400	2100	2800
21	1500	900	1400	2400	2400	2900
24	1630	1000	1500	2500	2400	3000
26	1800	1000	1500	2700	2400	3300



## Shaft Information for MRL Lift

No. of persons	Load	Car Width	Car Depth	Door Opening	Shaft Width	Shaft Depth	Overhead
	(Kgs)	CW(mm)	CD(mm)	DO(mm)	WW (mm)	WD(mm)	OH(mm)
5	340	950	1000	700	1550	1475	4500
6	408	950	1150	700	1550	1525	
	408	1100	1000	700	1650	1475	
7	476	950	1250	700	1550	1575	
	544	1100	1300	700	1675	1600	
8	544	1100	1300	800	1775	1600	
	544	950	1400	700	1575	1700	
	544	1300	1100	800	1875	1500	
	680	1300	1350	800	1875	1800	
10	680	1100	1600	800	1775	1925	
	884	1600	1350	900	2175	1800	
13	884	1600	1650	1000	2175	1800	
	884	1100	2000	800	1775	2300	
	884	1100	2000	900	1950	2300	
15	1020	1600	1500	900	2175	1875	
	1020	1600	1500	1000	2175	1875	
	1020	1100	2150	800	1775	2450	
	1020	1100	2150	900	1950	2450	

## Features

EBD A	Emergency Battery Drive Automatic(ARD)	S	SRC	Curtain of Light in Car	S
CEL	Car Emergency Lighting	S	ACL C	Accurate releveling, automatic, Closed door	S
FRD	Fireman's Drive	S	CCB	Car Call Backwards	S
COD	Correction drive to next level	S	OCL	Operation of Car Light - Automatic	S
ABEM	Alarm Bell	S	OCV	Operation Car Ventilation - Impulse and Automatic	S
ISE C	Emergency Intercom Car-MAP-Control Room	O	ATS	Attendant Service	O
ISE S	EPABX based intercom for group of elevators	O	PAD C	Parking at pre-defined floor, door closed	O
DCB	Door Close Button	S	BLF	Bypass Load Function	O
DOB	Door Open Button	S	OLF C	Over Load Function, Constant indication	O
NUD NB	Nudging	O	ACU	Light Announcer (LAS)	O

S Standard O Optional Energy saving feature



## Shaft Information For Traction Lift

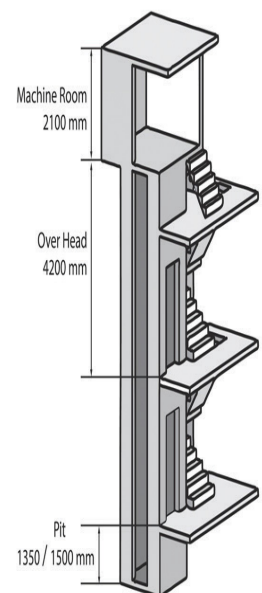
4 Passengers (272Kg) Cabin Size					
No	Car Width	Car Depth	Well Width	Well Depth	Door Opening
1	1100	700	1750	1300	700/800
2	950	850	1400	1500	700

5 Passengers (340Kg) Cabin Size					
No	Car Width	Car Depth	Well Width	Well Depth	Door Opening
1	1000	1000	1600	1400	700
2	1200	800	2000	1300	700/800
3	800	1200	1500	2000	700
4	1100	900	1800	1500	700/800

6 Passengers (408Kg) Cabin Size					
No	Car Width	Car Depth	Well Width	Well Depth	Door Opening
1	1100	1000	1800	1600	700/800
2	1000	1100	1700	1800	700
3	1200	900	1800	1500	700/800
4	900	1200	1600	1800	700

8 Passengers (544Kg) Cabin Size					
No	Car Width	Car Depth	Well Width	Well Depth	Door Opening
1	1300	1100	1800	1600	700/800
2	1100	1300	1700	1900	700
3	1200	1200	1800	1800	700/800
4	1400	1000	2000	1600	700/800
5	1000	1400	1750	2000	700

10 Passengers (680Kg) Cabin Size					
No	Car Width	Car Depth	Well Width	Well Depth	Door Opening
1	1500	1300	2100	1900	800/900
2	1300	1500	2000	2100	800/900
3	1400	1300	2000	2000	800/900
4	1300	1400	1900	2000	700/800





Worried about elevator  
**Maintenance**

Choose Redan Elevators for  
**Unmatched  
Reliability!**



66, Third Street, Thirupathi Nagar, Kundrathur,  
Chennai - 600069. Tamil Nadu, India.

GSTIN: 33EUUPP2835J1Z0

Mobile: 6383342988, 8248444938  
email: [redanelevators@gmail.com](mailto:redanelevators@gmail.com)  
[www.redanelevators.com](http://www.redanelevators.com)